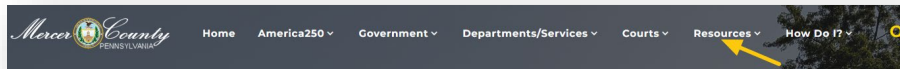


Instructions for Searching Mercer County Recorder's Office eSearch Indexes

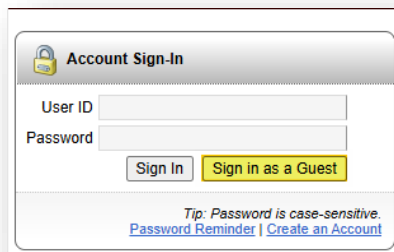
1. Visit <https://www.mercercountypa.gov>
2. Go to Resources -> Recorder Index Search from the Navigation Bar



a.



3. Top left corner "sign in as a guest"



a.

4. In red bar at the top of the page choose "Advanced Search"



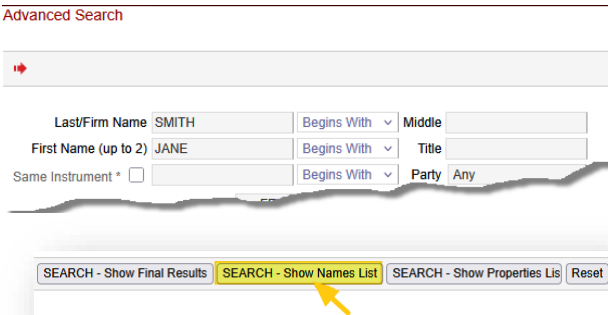
a.

5. A Cursor will appear in box titled “Last/Firm Name”, type last name here

Tab to box titled “First Name” and type first name or first initial of first name here

Top of page, click middle box labeled “SEARCH-Show Names List”

a.



Advanced Search

Last/Firm Name SMITH Begins With Middle

First Name (up to 2) JANE Begins With Title

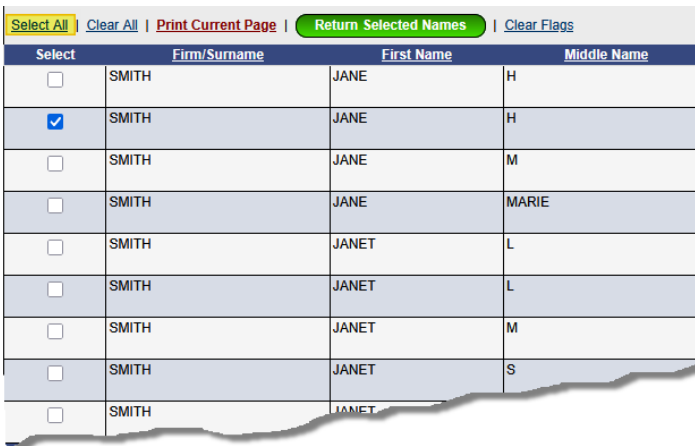
Same Instrument * ☐ Begins With Party /Any

SEARCH - Show Final Results SEARCH - Show Names List SEARCH - Show Properties Lis Reset

6. Choose “Select All” or place a check mark beside each name you’d like to search

Click green oval labeled “Return Selected Names”

a.



Select All Clear All Print Current Page Return Selected Names Clear Flags

Select	Firm/Surname	First Name	Middle Name
<input type="checkbox"/>	SMITH	JANE	H
<input checked="" type="checkbox"/>	SMITH	JANE	H
<input type="checkbox"/>	SMITH	JANE	M
<input type="checkbox"/>	SMITH	JANE	MARIE
<input type="checkbox"/>	SMITH	JANET	L
<input type="checkbox"/>	SMITH	JANET	L
<input type="checkbox"/>	SMITH	JANET	M
<input type="checkbox"/>	SMITH	JANET	S
<input type="checkbox"/>	SMITH	JANET	

7. Review the list of recorded documents.

8. See something suspicious? Contact the Recorder’s Office at (724) 662-3800 extension 2277